



LANDBANK

www.landbank.com

LANDBANK ALPHA EQUITY FUND

(Previously the UCPB Equity Fund)

KEY INFORMATION AND INVESTMENT DISCLOSURE STATEMENT

As of 30 June 2024

FUND FACTS

Classification	: Equity Fund	Net Asset Value per Unit	: 3.142257
Launch Date	: 15 January 2007	Total Fund NAV	: PhP 148,471,519.01
Minimum Investment	: PhP 1,000.00	Dealing Day	: Up to 12:00pm of any banking day
Additional Investment	: PhP 1,000.00	Redemption Settlement	: T + 3
Minimum Holding Period	: 30 Calendar Days	Early Redemption Charge	: 25% on the net earnings of the redeemed principal amount. At no instance shall the penalty be less than P500.00

FEES*

Trust Fees	: 0.437326%	Custodianship Fees	: n/a	External Auditor Fees	: n/a	Other fees	: 0.057478%
LANDBANK		Standard Chartered				RTGS/PDTC fee/Brokers commission/	taxes on sale of equity shares

*As a percentage of average daily NAV for the quarter valued at PhP 149,123,777.44

INVESTMENT OBJECTIVE AND STRATEGY

The LANDBANK Alpha Equity Fund aims to achieve long-term capital growth by actively investing in equities listed on the Philippines Stock Exchange (PSE).

CLIENT SUITABILITY

A *client profiling process* shall be performed prior to participating in the Fund to guide prospective investors if the Fund is suited to his/her investment objectives and risk tolerance. Clients are advised to read the Declaration of Trust/Plan Rules of the Fund, which may be obtained from the Trustee, before deciding to invest.

The LANDBANK Alpha Equity Fund is suitable only for investors who:

- have an Aggressive risk profile
- are willing to dedicate a small portion of their portfolio, preferably excess funds, for a medium to long term perspective with a high level of return and corresponding risk on an equity portfolio;
- understands the significance of fluctuating unit prices and that any income/loss arising from market volatilities and price fluctuations is for client's account; and
- have an investment horizon of 5-7 years.

KEY RISKS AND RISK MANAGEMENT

You should not invest in this Fund if you do not understand or are not comfortable with the accompanying risks.

Credit Risk/Default Risk. The risk of losses due to a borrower's failure to pay principal and/or interest in a timely manner on instruments such as bonds, loans, or other forms of security which the borrower issued.

Reinvestment Risks. The risk associated with the possibility of having lower returns or earnings when maturing funds or the interest earnings of funds are reinvested.

Interest Rate Risk. This is the possibility for an investor to experience losses due to changes in interest rates.

Market/Price Risk. This is the possibility for an investor to experience losses due to changes in market prices of securities.

Liquidity Risk. This is the possibility for an investor to experience losses due to the inability to sell or convert assets into cash immediately or in instances where conversion to cash is possible but at a loss.

Inflation Risk. The risk that the value of an investment is lower than the rate by which the prices of goods and services go up.

- The Fund implements a risk management policy that applies the principles of Value-at-Risk (VAR) and Modified Duration. VaR is defined as a statistical estimate of the amount of loss that an "open" risk position is unlikely to exceed during a given time period with a given level of confidence. Modified Duration is a means to measure the change in the value of a security in response to a change in interest rates. The formula is used to determine the effect that a 1% change in interest rates will have on the price of the bond.
- The Fund's investment outlets have been subject to proper screening and evaluation in accordance with LANDBANK –TBG's accreditation process and minimum regulatory requirements.

REDEMPTION CONDITIONS

Surrender of the Confirmation of Participation or submission of a Letter of Instruction and such other reasonable requirements which the TRUSTEE may require; subject to penalty if redeemed before the minimum holding period.

For Partial Redemption, remaining balance should not be less than minimum investment.

DISCLOSURES

- **THE UIT FUND IS NOT A DEPOSIT AND IS NOT INSURED BY THE PHILIPPINE DEPOSIT INSURANCE CORPORATION (PDIC)**
- **RETURNS CANNOT BE GUARANTEED AND HISTORICAL NAVPU IS FOR ILLUSTRATION OF NAVPU MOVEMENT/FLUCTUATIONS ONLY**
- **WHEN REDEEMING, THE PROCEEDS MAY BE WORTH LESS THAN THE ORIGINAL INVESTMENT AND ANY LOSSES WILL BE SOLELY FOR THE ACCOUNT OF THE CLIENT**
- **THE TRUSTEE IS NOT LIABLE FOR ANY LOSS UNLESS UPON WILLFUL DEFAULT, BAD FAITH OR GROSS NEGLIGENCE**
- **INVESTORS MUST READ THE COMPLETE DETAILS OF THE FUND IN THE PLAN RULES, MAKE HIS/HER OWN RISK ASSESSMENT, AND WHEN NECESSARY, HE/SHE MUST SEEK INDEPENDENT/PROFESSIONAL OPINION, BEFORE MAKING AN INVESTMENT.**

For more information, you can contact us:

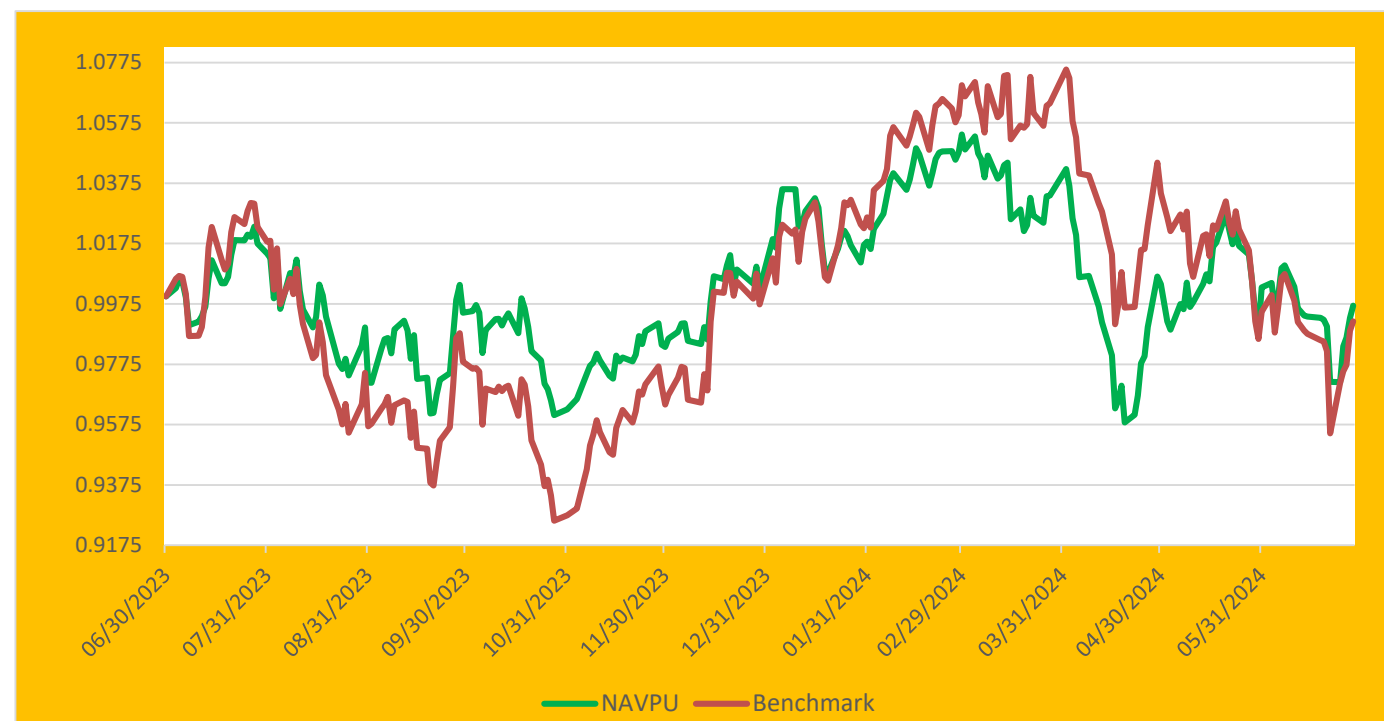
LANDBANK TRUST BANKING GROUP

Tel. Nos. 8405-7351; 8405-7119; 8405-7100; 8405-7761

Email Addresses: New Accounts: TBDD@landbank.com

Existing Accounts: TRAMD@landbank.com

NAVPU GRAPH
ONE YEAR FUND PERFORMANCE



NAVPU (Year-On-Year)

Highest	3.321109
Lowest	3.020220

STATISTICS

Weighted Ave Tenor ¹	0.03
Monthly Volatility ²	2.54%
Sharpe Ratio ³	-0.15
Information Ratio ⁴	0.00

¹Only for the fixed-income investments portion of the portfolio.
²Volatility measures the fluctuations in the yield. A higher value means more dispersion from the Fund's average yield. (Not enough data. Fund launch date 01 August 2016)
³Sharpe Ratio evaluates the return-to-risk efficiency of the portfolio. The higher the value, the higher the reward per unit of risk. (Not enough data. Fund launch date 01 August 2016)
⁴Information Ratio measures reward-to-risk efficiency of the portfolio relative to the benchmark. The higher the number, the higher the reward per unit of risk. (Not enough data. Fund launch date 01 August 2016)

CUMULATIVE PERFORMANCE(%)¹

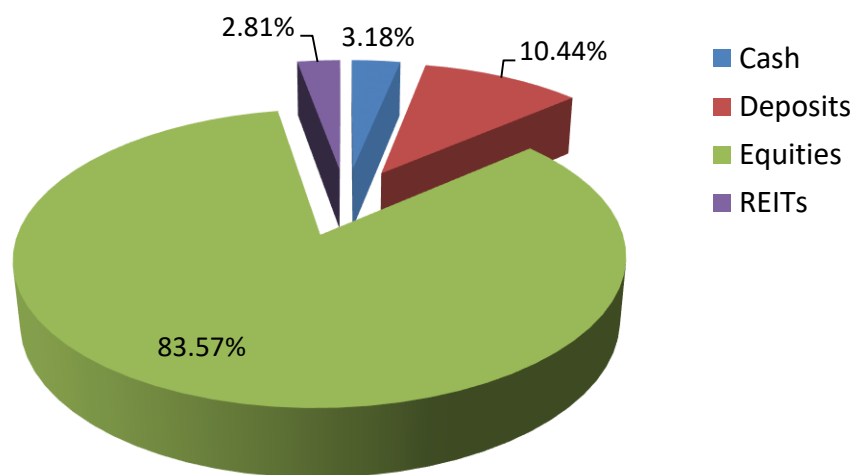
Period	1 Mo	3 Mos	6 Mos	1Yr	3Yrs
Alpha Equity Fund	-0.60%	-3.52%	-0.55%	-0.31%	-2.27%
Benchmark ²	-0.31%	-6.77%	-0.56%	-0.82%	-6.76%

¹Past performance is not indicative of future performance
²Weighted Average Percentage change in the following:
a. Philippine Stock Exchange Index (PSEI) (Gross of tax) - 95%
b. 1-month BVAL prices (Gross of tax) - 5%

MAJOR ASSET HOLDINGS

Issue	% of Port
SM	6.96%
URC	6.60%
AEV	6.09%
SMPH	5.74%
JGS	4.45%
Total	29.83%

PORTFOLIO COMPOSITION



RELATED PARTY TRANSACTIONS

The Fund has deposits with LANDBANK amounting to 9,720,636.20 which is within the limit approved by the Board of Directors. Likewise, all related parties transactions are conducted on an arm's length basis.

FUND MANAGER'S REPORT

Second quarter turned out to be a bloodbath for the equities market as the index took a deep plunge. From the peak of 6,979.81 at the outset to the trough of 6,158.48 reached by the third week of June, the market shed 821 points or 11.76%. This was largely precipitated by U.S. inflation data which saw the March CPI rise to 3.5% - the second consecutive monthly uptick which prompted Fed Chair Powell to all but rule out a rate cut in the second quarter of the year. Consequently, foreign funds indiscriminately dumped Philippine stocks and headed for the exits. The sell-off, however, would bring back the very cheap valuations of Philippine stocks with quite a number of select issues becoming screaming buys. Opportunity beckons to partake of good bargains, with a positive outlook going forward. Although Q1 GDP growth was mediocre, the economy is expected to rebound in succeeding quarters with the country seen to be one of the fastest growing economies in SEA. One caveat that bears close watching though is U.S. stock valuations have gotten ahead of themselves and are quite expensive. A major correction could be forthcoming.

VIEW STRATEGY

Average down costs near the quarter's trough. It is still a trader's market. The old-school strategy of buying on weakness and selling on strength holds true for this market and is the only sensible strategy. There should be subsequent rallies but no sustainable bull run is envisioned especially since U.S. stocks are nearing if not already in bubble territory.

Contact Details

For more information, visit call or email
LANDBANK TRUST BANKING GROUP
31/F LANDBANK Plaza
1598 M.H. Del Pilar St. Malate Manila 1004
Tel. Nos. 8405-7351, 8045-7119, 8405-7100, 8405-7761
Email: TBDD@landbank.com for New accounts
TRAMD@landbank.com for Existing accounts

Visit our website:

<https://www.landbank.com/unit-investment-trust-fund>



Trust Banking Group

Your Stewards for Growth and Good Governance

LANDBANK UNIT INVESTMENT TRUST FUNDS

UITFs are not deposit accounts or an obligation of, or guaranteed, or insured by the Land Bank of the Philippines or its affiliates or subsidiaries and, therefore, are not insured or governed by the Philippine Deposit Insurance Corporation (PDIC). Due to the nature of investment, yields and potential yields cannot be guaranteed. Any income or loss arising from market fluctuations and price volatility of the securities held by the fund/account, even if invested in government securities, is for the account of the trustor/investor. As such, funds of the trustor/investor, when redeemed, may be worth more or be worth less than his/her initial investment/contributions. Historical performance, when presented, is purely for reference purposes and not a guarantee of similar future results. The Trustee is not liable for losses, unless upon willful default, bad faith, or gross negligence. Investors must read the complete details of the fund in the Plan Rules, make his/her own risk assessment, and when necessary, he/she must seek independent/professional opinion, before making an investment.

UNIT INVESTMENT TRUST FUND

ABOUT THE LANDBANK ALPHA EQUITY FUND'S BENCHMARK

Weighted Average Percentage change in the following:

- a. Philippine Stock Exchange Index (PSEI) - 95%
- b. 1-month BVAL prices - 5%

Description of the Benchmarks

The Philippine Stock Exchange Index (PSEI) is composed of the 30 blue chip listed firms that are most representative of the cross-section of the Philippine economy. These issues should meet the minimum standards as prescribed by Exchange, such as but not limited to, the value of the company, free float level of listed shares, and liquidity in terms of daily trading or value turnover.

The 1-month BVAL rate is the front-end of the Philippine yield curve which reflects the current yield for 30-day fixed-income security.

Key Characteristics

The Philippine Stock Exchange Composite Index (PSEi), is a fixed basket of thirty (30) common stocks of listed companies, carefully selected to represent the general movement of the stock market. In other words, it is the benchmark measuring the performance of the Philippine stock market.

The selection of these companies is based on a specific set of criteria. Under the revised policy on index management, companies should meet three (3) criteria to qualify under the PSEi:

1. The company's free float level must be at least 20%.
2. The company must rank among the top 25% in terms of median daily value in nine out of the twelve-month period in review.
3. Ranking of Top 30 qualified companies based on full market capitalization.

The 1-month BVAL rate reflects the current yield on the 30-day fixed income security.

Relation to the fund's objectives/investment strategies

The fund is designed for sophisticated investors with high-risk appetite. Invested almost entirely in shares listed in the Philippine Stock Exchange. However, to manage liquidity risk, the fund is mandated to lodge 5% of net assets in 30-day placements. As such, the weighted average of PSEi (95%) and the 1-month BVAL (5%) is the most appropriate benchmark for the fund's performance.

Change in the Benchmark

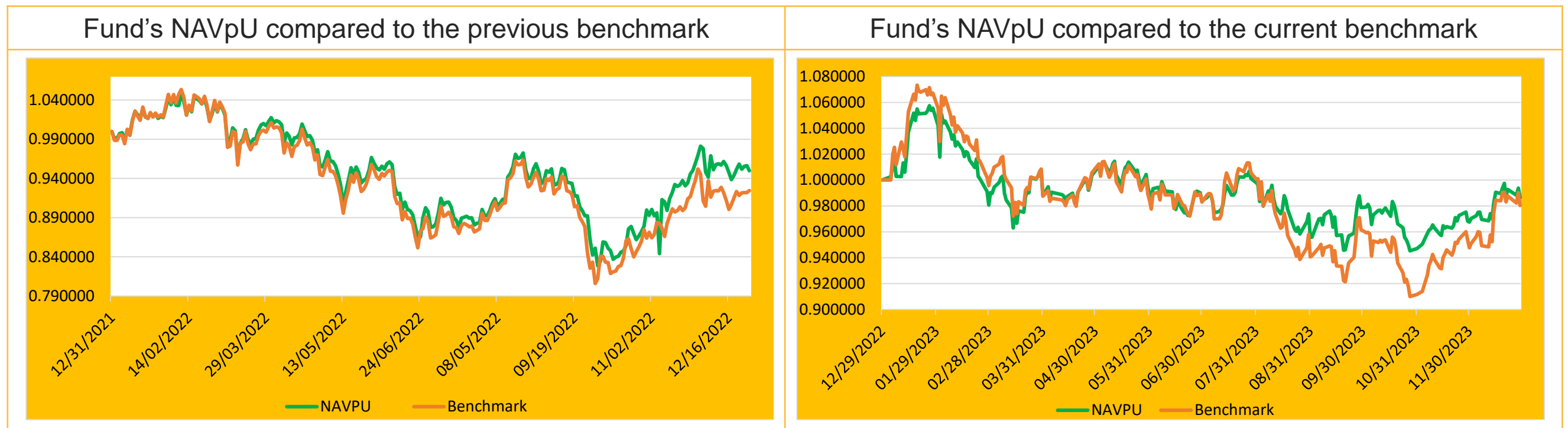
The amendment to the Fund's benchmark was approved by the LANDBANK Board of Directors on 21 November 2022 through Resolution No. 22-851.

From	To
Philippine Stock Exchange Index (PSEi)	<u>Weighted Average Percentage change in the following:</u> a. Closing Philippine Stock Exchange Index (PSEi) - 95% b. 1-month BVAL prices - 5% or in the absence of any one of the indices, any relevant and industry-accepted benchmark.

UNIT INVESTMENT TRUST FUND

ABOUT THE LANDBANK ALPHA EQUITY FUND'S BENCHMARK

One Year Fund Performance Comparison



Reason for the Change of the Fund's Benchmark

The LANDBANK Alpha Equity Fund Fund's benchmark was amended to update it and its relation to the fund's objectives/investment strategies. The amendment to use a blended benchmark for LANDBANK's Alpha Equity Fund (addition of the 1-month BVAL) is part of the Trust Banking Group's regular product review and improvement. The blended benchmark considers the liquidity portion of the funds and makes the fund's return more comparable to the return of its benchmarks.

Additionally, as required by the BSP, the Declaration of Trust/Plan rules of each fund will now include detailed information about its benchmark. This information comprises of a description of the benchmark, its key characteristics, its relevance to the fund's objectives and investment strategies, and references/sources of information.

By amending and using a blended benchmark for LANDBANK Alpha Equity Fund, clients will have a more realistic comparison of yield/return, as the benchmarks will now factor in the liquidity portion of the fund.

For more information on the Fund's benchmark, contact your designated Trust Account Officer at (02) 8405-7351.